

PG 8080
PG 8080 U
PG 8081 i
PG 8082 SCi XXL
PG 8083 SCVi XXL

Products

Dishwashers





Programmes to suit a wide range of applications: Ideal for office kitchens, retail showrooms, common rooms and day centres.

Option of 85°C rinse temperature: Provides increased level of hygiene control to reduce cross infection.

Easy installation on PG 8080 & PG 8080 U: Simply plugs into a 13A switch socket.

Option of liquid detergent feed: Eliminates potential hazard associated with manual dosing.

Available as semi and fully integrated versions: Appearance can be matched to the finish of adjacent kitchen units.

	PG 8080	PG 8080 U	PG 8081 i	PG 8082 SCi XXL	PG 8083 SCVi XXL
					
Design					
Freestanding	x	-	-	-	-
Built-under (adjustable plinth depth 30 - 95mm)	-	x	-	-	-
Integrated/fully integrated (adjustable plinth depth 30 - 95mm)	-	-	x	x	x
Cutlery drawer	-	-	-	x	x
Controls					
NOVOTRONIC P	x	x	x	x	x
Number of programmes	9	9	9	9	9
Programme times (cold water)*, main wash °C / rinse °C					
Short 65/65	24 mins	24 mins	24 mins	25 mins	25 mins
Universal 65/65	37 mins	37 mins	37 mins	38 mins	38 mins
Intensive 75/65	53 mins	53 mins	53 mins	54 mins	54 mins
Glasses 50/50	23 mins	23 mins	23 mins	24 mins	24 mins
Hygiene** 75/82	88 mins	88 mins	88 mins	89 mins	89 mins
Eco** 50/60	118 mins	118 mins	118 mins	119 mins	119 mins
Plastics** 50/-	84 mins	84 mins	84 mins	85 mins	85 mins
Beer glasses 41.5/49.5	19 mins	19 mins	19 mins	20 mins	20 mins
Pre-wash/rinse Cold water	11 mins	11 mins	11 mins	11 mins	11 mins
Programme times (hot water)*, main wash °C / rinse °C					
Short 65/65	18 mins	18 mins	18 mins	19 mins	19 mins
Universal 65/65	31 mins	31 mins	31 mins	32 mins	32 mins
Intensive 75/65	46 mins	46 mins	46 mins	47 mins	47 mins
Glasses 50/50	18 mins	18 mins	18 mins	18 mins	18 mins
Hygiene** 75/82	81 mins	81 mins	81 mins	82 mins	82 mins
Eco** 50/60	112 mins	112 mins	112 mins	113 mins	113 mins
Plastics** 50/-	77 mins	77 mins	77 mins	78 mins	78 mins
Beer glasses 41.5/49.5	17 mins	17 mins	17 mins	17 mins	17 mins
Pre-wash/rinse Cold water	11 mins	11 mins	11 mins	11 mins	11 mins

*Excludes drying cycle ** Extra drying pre-selected x Standard feature - Feature not available

Products

Dishwashers

	PG 8080	PG 8080 U	PG 8081 i	PG 8082 SCi XXL	PG 8083 SCVi XXL
Dispenser systems					
Salt dispenser in door	x	x	x	x	x
Powder dispenser in door	x	x	x	x	x
Rinse aid dispenser in door	x	x	x	x	x
Socket connection for external liquid dispensing pump	x	x	x	x	x
G 60 semi external liquid dispensing pump	o	o	o	o	o
Water softener					
Built-in, up to 70°dH	x	x	x	x	x
Circulation pump					
Throughput [l/min]	180	180	180	180	
Plumbing					
1 x Cold/hot water 1/2" with 3/4" threaded union	x	x	x	x	x
Drain pump	x	x	x	x	x
Maximum head	1 metre	1 metre	1 metre	1 metre	1 metre
Maximum drain hose length	4 metres	4 metres	4 metres	4 metres	4 metres
Electrical connection					
1N AC 220-240 V 50 Hz with cable and 13A plug	x	x	-	-	-
1N AC 220-240 V 50 Hz with cable and 32A 1P44 plug	-	-	x	x	x
Dimensions, weight					
External dimensions H/W/D [mm]	848 x 598 x 600	805 x 598 x 600	805 x 598 x 570	845 x 598 x 570	845 x 598 x 570
Net weight [kg]	69	69	59	61	64
External finish					
Front, sides, fascia and lid white	x	-	-	-	-
Front, sides and fascia white (lid not supplied)	-	x	-	-	-
Sides white, fascia CleanSteel (lid and outer door panel not supplied)	-	-	x	x	x
Clean Steel front panel	-	-	o	o	o
Fascia design and user interface	Straight with pushbuttons	Straight with pushbuttons	Inclined with pushbuttons	Inclined with pushbuttons	Fully integrated with pushbuttons
Sound levels (db (A) re 1 pW)					
Sound emissions	49	49	49	49	49

*Excludes drying cycle x Standard feature o Optional feature - Feature not available

Miele Professional preserves the right to change the machines and specification at anytime, without any prior notice. All information printed is only for information and never legally binding.

